



Control Valves, Fittings and Accessories

INTERNATIONAL



NEW WS1EI TWIN ALTERNATING CONTROL VALVE
106 lpm • 6.36 m³/h • 28 gpm



WS1CI TWIN ALTERNATING CONTROL VALVE
106 lpm • 6.36 m³/h • 28 gpm



WS2CI/QC*
473 lpm • 28.4 m³/h
125 gpm



WS2EI/QC*
WS2SQ/QC*
473 lpm • 28.4 m³/h
125 gpm



WS2H
473 lpm • 28.4 m³/h
125 gpm



WS3
946 lpm • 56.8 m³/h
250 gpm



WS1.5CI
265 lpm • 15.9 m³/h
70 gpm



WS1.5EI
WS1.5SQ
265 lpm • 15.9 m³/h
70 gpm



WS2CI
435 lpm • 26.1 m³/h
115 gpm



WS2EI
WS2SQ
435 lpm • 26.1 m³/h
115 gpm



WS1.25*
129 lpm • 7.7 m³/h
34 gpm



WS1.25CI*
129 lpm • 7.7 m³/h
34 gpm



WS1.25EI*
WS1.25SQ*
129 lpm • 7.7 m³/h
34 gpm



WS1.25TC*
129 lpm • 7.7 m³/h
34 gpm



WS1*
102 lpm • 6.1 m³/h
27 gpm



WS1CI*
102 lpm • 6.1 m³/h
27 gpm



WS1EI*
WS1SQ*
102 lpm • 6.1 m³/h
27 gpm



WS1TC*
102 lpm • 6.1 m³/h
27 gpm

*valves shown with optional accessories

Clack® 

WS1EI TWIN ALTERNATING CONTROL VALVE

WATER SPECIALIST CONTROL VALVE



- Service flow 106 lpm (6.36 m³/h) (28 gpm), backwash flow 57 lpm (3.40 m³/h) (15 gpm) with meter and bypass installed
- Solid state microprocessor with easy access front panel settings
- Front panel display for time of day, days until next regeneration, volume remaining, current flow rate and total volume used (Totalizer), and Tank in Service Indication
- Four methods to initiate regeneration; meter immediate, meter delayed, time clock delayed or pressure differential
- Optional double backwash feature offers optimum regeneration, cleaning ability and efficiency
- Fully adjustable cycle times with 6-cycle control delivers controlled backwash, downflow brining/slow rinse, second backwash, fast rinse, refill and downflow service
- Coin Cell Lithium battery back-up with a 8 hour carry over
- Backwash and brining ability to 21" diameter tanks
- Downflow or upflow brining regeneration
- 12-volt output AC Adapter provides safe and easy installation
- Treated/Soft water post fill and regeneration cycles
- Patented one piece expanding seal spacer stack assembly U.S. Patent 6,402,944
- Patented linearly reciprocating piston operation U.S. Patent 6,444,127
- Reliable and proven DC drives

Water Specialist 1” El Twin Alternating Specifications

Inlet/Outlet Fittings..... ¾" to 1.5" NPS
 Cycles up to 6
 Valve Material Noryl (1) or equivalent
 Regeneration downflow

FLOW RATES

Service @15 psi/1 bar drop (includes bypass and meter)..... 106 lpm (6.36 m³/h) (28 gpm)
 Backwash @ 25 psi/1.7 bar drop (includes bypass)..... 57 lpm (3.40 m³/h) (15 gpm)
 Cv Service 7.28
 Cv Backwash 2.96

OPERATING PRESSURES

Minimum/Maximum 1.4 - 8.6 bar (20 psi – 125 psi)

OPERATING TEMPERATURES

Minimum/Maximum 4° - 43°C (40° – 110° F)

METER

Accuracy ± 5%
 Flow Rate Range..... 0.95 - 102 lpm
 Gallon Range..... 0.02 - 5,700 m³
 Totalizer 0.001 - 9,999,000 m³

DIMENSIONS & WEIGHT

Distributor Pilot..... 1.050" OD Pipe (¾" NPS)
 Drain Line ¾" or 1" Male NPT
 Brine Line ¾" or ½" OD Poly Tube Compression
 Mounting Base..... 2 ½" - 8 NPSM
 Height From Top Of Tank..... 187 mm (7 ¾")
 Weight 7.25 kg (16 lbs.)

ELECTRICAL SPECIFICATIONS

AC Adapter

International

Supply Voltage 230V AC
 Supply Frequency 50 Hz
 Output Voltage 12V AC
 Output Current 500 mA

TANK APPLICATIONS

Water Softener 6" – 21" diameter
 Water Filter (2)..... 6" – 16" diameter

CYCLES OF OPERATION (Softener / Filter Downflow)

	<u>Softener</u>	<u>Filter</u>
Cycle	Range of time in minutes	
1. Backwash 1 st	1-95 or off.....	Backwash 1-95 or off
2. Regenerate Draw/Slow Rinse	1-180 or off	
3. Backwash 2 nd	1-95 or off	
4. Fast Rinse	1-95 or off.....	Rinse 1-95 or off
5. Regenerant Refill	0.1-99.0 or off	
6. Service (downflow)		

Options: Backwash Filter, Bypass, Weather Cover

Compatible with the following typical concentration of regenerants or chemicals: Sodium chloride, potassium chloride, potassium permanganate, sodium bisulfite, chlorine and chloramines

1. Noryl is a trademark of Sabic Innovative Plastics IP B.V. Company
2. Filter tank size calculated @ 10 gpm of backwash per square foot of bed area

Clack® 

WS1CI TWIN ALTERNATING CONTROL VALVE

WATER SPECIALIST CONTROL VALVE



- Service flow 106 lpm (6.36 m³/h) (28 gpm), backwash flow 57 lpm (3.40 m³/h) (15 gpm) with meter and bypass installed
- Solid state microprocessor with easy access front panel settings
- Four methods to initiate regeneration; meter immediate, meter delayed, time clock delayed or pressure differential
- Program in ppm, French degrees, German degrees, or cubic meters
- Fully programmable regeneration cycle sequence (maximum 9)
- Programmable regeneration cycle times
- Days override feature; 1 – 28 days available
- Backwash and brining ability to 21" diameter tanks
- Downflow/upflow regeneration
- Stores system configuration and operation data in nonvolatile memory
- Coin Cell Lithium battery back-up with a 24 hour carry over
- 12-volt output AC Adapter provides safe and easy installation
- Control valve design provides optimum service and backwash rates
- Soft/treated water regeneration
- Pre or Post soft/treated water regenerant refill
- Low salt alarm
- 24-hour clock
- Patented one piece expanding seal spacer stack assembly U.S. Patent 6,402,944
- Patented linearly reciprocating piston operation U.S. Patent 6,444,127
- Reliable and proven DC drive

Water Specialist 1" CI Twin Alternating Specifications

Inlet/Outlet Fittings.....	¾" to 1.5" NPS
Cycles	up to 9
Valve Material	Noryl (1) or equivalent
Regeneration	downflow/upflow

FLOW RATES

Service @ 15 psi/1 bar drop (includes bypass and meter).....	106 lpm (6.36 m ³ /h) (28 gpm)
Backwash @ 25 psi/1.7 bar drop (includes bypass).....	57 lpm (3.40 m ³ /h) (15 gpm)
Cv Service	7.28
Cv Backwash	2.96

OPERATING PRESSURES

Minimum/Maximum	20 - 125 psi (1.4 - 8.6 bar)
-----------------------	------------------------------

OPERATING TEMPERATURES

Minimum/Maximum	40° - 110° F (4° - 43° C)
-----------------------	---------------------------

METER

Accuracy	± 5%
Flow Rate Range.....	0.95 - 102 lpm
Volume Range	0.02 - 5,700 m ³
Totalizer	1 m ³ - 99,999 m ³

DIMENSIONS & WEIGHT

Distributor Pilot.....	1.050" OD Pipe (¾" NPS)
Drain Line	¾" or 1" NPT
Brine Line	¾" or ½" OD Poly Tube Compression
Mounting Base.....	2 ½" - 8 NPSM
Height From Top Of Tank.....	7 ¾" (187 mm)
Weight	16 lbs (7.25 kg)

ELECTRICAL SPECIFICATIONS

	AC Adapter	
	U.S.	International
Supply Voltage	120V AC.....	230V AC
Supply Frequency	60 Hz.....	50 Hz
Output Voltage	12V AC.....	12V AC
Output Current	500 mA.....	500 mA

TANK APPLICATIONS

Water Softener	6" - 21" Diameter
Water Filter (2)	6" - 21" Diameter

CYCLES OF OPERATION

Choose up to nine regeneration cycles, in any order, with a wide range of available values:

Cycle	Range of values
Backwash.....	1 - 120 minutes
Rinse.....	1 - 120 minutes
Pause (service).....	1 - 480 minutes
Brine (co-current).....	1 - 180 minutes
Brine (counter-current).....	1 - 180 minutes
Refill (softener)	0.05 - 95.00 Kg
Refill (filter)	0.05 - 95.00 Liters

Options: Backwash Filter, Bypass, Weather Cover

Compatible with the following typical concentrations of regenerants or chemicals: Sodium chloride, potassium chloride, potassium permanganate, sodium bisulfite, chlorine and chloramines

1. Noryl is a trademark of Sabic Innovative Plastics IP B.V. Company
2. Filter tank size calculated @ 10 gpm of backwash per square foot of bed area/407 lpm per square meter of bed area

1" WATER SPECIALIST VALVE SPECIFICATIONS

INTERNATIONAL



SPECIFICATIONS

WS1

WS1CI

Service @ 1 bar/15 psi drop	102 lpm, 6.1 m ³ /h (includes meter and bypass)	102 lpm, 6.1 m ³ /h (includes meter and bypass)
Backwash @ 1.7 bar/25 psi drop	102 lpm, 6.1 m ³ /h (includes bypass)	102 lpm, 6.1 m ³ /h (includes bypass)
Tank Applications:		
Softener	6" - 21" diameter	6" - 21" diameter
Filter (1)	6" - 21" diameter	6" - 21" diameter
Inlet/Outlet Fitting Connections	3/4" - 1.25" Male BSPT 3/4" - 1.5" Sweat 3/4" - 1.5" Solvent	3/4" - 1.25" Male BSPT 3/4" - 1.5" Sweat 3/4" - 1.5" Solvent
Valve Material	Noryl (2)	Noryl (2)
Cycles	Up to 6	Up to 9
Regeneration	Downflow/Upflow	Downflow/Upflow
Operating Pressures	1.4 - 8.6 bar	1.4 - 8.6 bar
Operating Temperatures	4° - 43° C	4° - 43° C
Meter:		
Flow Rate Range	.95 - 102 lpm	.95 - 102 lpm
Volume Range (cubic meters)	.07 - 189m ³	.10 - 2000.0m ³
Totalizer	Yes	Yes
Distributor Pilot	1.050 O.D. Pipe	1.050 O.D. Pipe
Drain Line Connection	3/4" Male NPT Standard 1" Male NPT Optional	3/4" Male NPT Standard 1" Male NPT Optional
Brine Line Connection	3/8" or 1/2" O.D. Poly Tube Compression	3/8" or 1/2" O.D. Poly Tube Compression
Mounting Base Options	2 1/2" - 8 NPSM	2 1/2" - 8 NPSM
Height From Top of Tank	187mm	187mm
Shipping Weight	2 Kg	2 Kg
Electrical:		
Supply Voltage	230V AC	230V AC
Supply Frequency	50 Hz	50 Hz
Output Voltage	12V AC	12V AC
Output Current	500 mA	500 mA

1. Filter tank size calculated @ 407 lpm per m² of bed area/10 gpm of backwash per square foot of bed area
2. Noryl is a trademark of Sabic Innovative Plastics IP B.V. Company

1" WATER SPECIALIST VALVE SPECIFICATIONS



**WS1EI
WS1SQ**

WS1TC

102 lpm, 6.1 m ³ /h (includes meter and bypass) 102 lpm, 6.1 m ³ /h (includes bypass)	102 lpm, 6.1 m ³ /h (includes meter and bypass) 102 lpm, 6.1 m ³ /h (includes bypass)
6" - 21" diameter 6" - 21" diameter	6" - 21" diameter 6" - 21" diameter
3/4" - 1.25" Male BSPT 3/4" - 1.5" Sweat 3/4" - 1.5" Solvent	3/4" - 1.25" Male BSPT 3/4" - 1.5" Sweat 3/4" - 1.5" Solvent
Noryl (2) Up to 6 Downflow/Upflow	Noryl (2) Up to 6 Downflow
1.4 - 8.6 bar 4° - 43° C	1.4 - 8.6 bar 4° - 43° C
.95 - 102 lpm .02 - 5700m ³ Yes	Not Applicable
1.050 O.D. Pipe	1.050 O.D. Pipe
3/4" Male NPT Standard 1" Male NPT Optional	3/4" Male NPT Standard 1" Male NPT Optional
3/8" or 1/2" O.D. Poly Tube Compression	3/8" or 1/2" O.D. Poly Tube Compression
2 1/2" - 8 NPSM	2 1/2" - 8 NPSM
187mm	187mm
2 Kg	2 Kg
230V AC or 6AA NMHB 50 Hz 12V AC 500 mA	230V AC 50 Hz 12V AC 500 mA

Valves shown with optional bypass.

1.25" WATER SPECIALIST VALVE SPECIFICATIONS

INTERNATIONAL



SPECIFICATIONS

WS1.25

WS1.25CI

Service @ 1 bar/15 psi drop	129 lpm, 7.7 m ³ /h (includes meter and bypass)	129 lpm, 7.7 m ³ /h (includes meter and bypass)
Backwash @ 1.7 bar/25 psi drop	121 lpm, 7.3 m ³ /h (includes bypass)	121 lpm, 7.3 m ³ /h (includes bypass)
Tank Applications:		
Softener	6" - 21" diameter	6" - 21" diameter
Filter (1)	6" - 24" diameter	6" - 24" diameter
Inlet/Outlet		
Fitting Connections	3/4" - 1.25" Male BSPT 3/4" - 1.5" Sweat 3/4" - 1.5" Solvent	3/4" - 1.25" Male BSPT 3/4" - 1.5" Sweat 3/4" - 1.5" Solvent
Valve Material	Noryl (2)	Noryl (2)
Cycles	Up to 6	Up to 9
Regeneration	Downflow/Upflow	Downflow/Upflow
Operating Pressures	1.4 - 8.6 bar	1.4 - 8.6 bar
Operating Temperatures	4° - 43° C	4° - 43° C
Meter:		
Flow Rate Range	.95 - 129 lpm	.95 - 129 lpm
Volume Range (cubic meters)	.500 - 250.0m ³	.10 - 2000.0m ³
Totalizer	Yes	Yes
Distributor Pilot	32mm O.D. Pipe	32mm O.D. Pipe
Drain Line Connection	3/4" Male NPT Standard 1" Male NPT Optional	3/4" Male NPT Standard 1" Male NPT Optional
Brine Line Connection	3/8" or 1/2" O.D. Poly Tube Compression	3/8" or 1/2" O.D. Poly Tube Compression
Mounting Base Options	2-1/2" - 8 NPSM	2-1/2" - 8 NPSM
Height From Top of Tank	187mm	187mm
Shipping Weight w/Meter	2 Kg	2 Kg
Electrical:		
Supply Voltage	230V AC	230V AC
Supply Frequency	50 Hz	50 Hz
Output Voltage	12V AC	12V AC
Output Current	500 mA	500 mA

1. Filter tank size calculated @ 407 lpm per m² of bed area/10 gpm of backwash per square foot of bed area

2. Noryl is a trademark of Sabic Innovative Plastics IP B.V. Company

1.25" WATER SPECIALIST VALVE SPECIFICATIONS






**WS1.25EI
WS1.25SQ**

WS1.25TC

129 lpm, 7.7 m ³ /h (includes meter and bypass) 121 lpm, 7.3 m ³ /h (includes bypass)	129 lpm, 7.7 m ³ /h (includes meter and bypass) 121 lpm, 7.3 m ³ /h (includes bypass)
6" - 21" diameter 6" - 24" diameter	6" - 21" diameter 6" - 24" diameter
3/4" - 1.25" Male BSPT 3/4" - 1.5" Sweat 3/4" - 1.5" Solvent	3/4" - 1.25" Male BSPT 3/4" - 1.5" Sweat 3/4" - 1.5" Solvent
Noryl (2) Up to 6 Downflow/Upflow	Noryl (2) Up to 6 Downflow
1.4 - 8.6 bar 4° - 43° C	1.4 - 8.6 bar 4° - 43° C
.95 - 129 lpm .02 - 5700m ³ Yes	Not Applicable
32mm O.D. Pipe	32mm O.D. Pipe
3/4" Male NPT Standard 1" Male NPT Optional	3/4" Male NPT Standard 1" Male NPT Optional
3/8" or 1/2" O.D. Poly Tube Compression	3/8" or 1/2" O.D. Poly Tube Compression
2-1/2" - 8 NPSM	2-1/2" - 8 NPSM
187mm	187mm
2 Kg	2 Kg
230V AC or 6AA NMHB 50 Hz 12V AC 500 mA	230V AC 50 Hz 12V AC 500 mA





Valves shown with optional bypass.

1.5" WATER SPECIALIST VALVE SPECIFICATIONS

		
SPECIFICATIONS	WS1.5CI	WS1.5EI WS1SQ
Service @ 1 bar/15 psi drop Backwash @ 1.7 bar/25 psi drop	265 lpm, 15.9 m ³ /h 197 lpm, 11.8 m ³ /h	265 lpm, 15.9 m ³ /h 197 lpm, 11.8 m ³ /h
Tank Applications: Softener Filter (1)	12" - 30" diameter 12" - 30" diameter	12" - 30" diameter 12" - 30" diameter
Inlet/Outlet Fitting Connections	1.5" Female BSPT or NPT	1.5" Female BSPT or NPT
Valve Material Cycles Regeneration	Lead Free Brass Up to 9 Downflow/Upflow	Lead Free Brass Up to 6 Downflow/Upflow
Operating Pressures Operating Temperatures	1.4 - 8.6 bar 4° - 43° C	1.4 - 8.6 bar 4° - 43° C
Meter: Flow Rate Range Volume Range Totalizer	2 - 284 lpm 0.02 - 5700 m ³ Yes	2 - 284 lpm 0.02 - 5700 m ³ Yes
Distributor Pilot	50mm O.D. or 1.90" O.D. Pipe	50mm O.D. or 1.90" O.D. Pipe
Drain Line Connection	1.25" Female NPT with 3/4" Male NPT Standard 1" Male NPT Optional	1.25" Female NPT with 3/4" Male NPT Standard 1" Male NPT Optional
Brine Line Connection	3/4" Female NPT 1/2" O.D. Poly Tube Compression	3/4" Female NPT 1/2" O.D. Poly Tube Compression
Mounting Base Options	4" - 8 UN	4" - 8 UN
Height From Top of Tank	191mm	191mm
Shipping Weight w/Meter	9.5 Kg	9.5 Kg
Electrical: Supply Voltage Supply Frequency Output Voltage Output Current	230V AC 50 Hz 12V AC 500 mA	230V AC or 6AA NMHB 50 Hz 12V AC 500 mA

1. Filter tank size calculated @ 407 lpm per m² of bed area/10 gpm of backwash per square foot of bed area
2. Noryl is a trademark of Sabic Innovative Plastics IP B.V. Company

2" WATER SPECIALIST VALVE SPECIFICATIONS

			
WS2CI	WS2CI/QC	WS2EI WS2SQ	WS2EI/QC WS2SQ/QC
435 lpm, 26.1 m ³ /h 303 lpm, 18.2 m ³ /h	473 lpm, 28.4 m ³ /h 322 lpm, 19.3 m ³ /h	435 lpm, 26.1 m ³ /h 303 lpm, 18.2 m ³ /h	473 lpm, 28.4 m ³ /h 322 lpm, 19.3 m ³ /h
12" - 48" diameter 12" - 36" diameter	12" - 48" diameter 12" - 36" diameter	12" - 48" diameter 12" - 36" diameter	12" - 48" diameter 12" - 36" diameter
2" Female BSPT or NPT	2" Female BSPT or NPT	2" Female BSPT or NPT	2" Female BSPT or NPT
Lead Free Brass Up to 9 Downflow/Upflow	Lead Free Brass Up to 9 Downflow/Upflow	Lead Free Brass Up to 6 Downflow/Upflow	Lead Free Brass Up to 6 Downflow/Upflow
1.4 - 8.6 bar 4° - 43° C	1.4 - 8.6 bar 4° - 43° C	1.4 - 8.6 bar 4° - 43° C	1.4 - 8.6 bar 4° - 43° C
5.7 - 568 lpm 0.02 - 5700 m ³ Yes	5.7 - 568 lpm 0.02 - 5700 m ³ Yes	5.7 - 568 lpm 0.02 - 5700 m ³ Yes	5.7 - 568 lpm 0.02 - 5700 m ³ Yes
50mm O.D. or 1.90" O.D. Pipe	63mm O.D. or 2.375" O.D. Pipe	50mm O.D. or 1.90" O.D. Pipe	63mm O.D. or 2.375" O.D. Pipe
1.5" Female NPT	1.5" Female NPT	1.5" Female NPT	1.5" Female NPT
1" Male NPT elbow 3/4" x 1" Solvent elbow 1/2" O.D. Poly Tube Compression	1" Male NPT elbow 3/4" x 1" Solvent elbow 1/2" O.D. Poly Tube Compression	1" Male NPT elbow 3/4" x 1" Solvent elbow 1/2" O.D. Poly Tube Compression	1" Male NPT elbow 3/4" x 1" Solvent elbow 1/2" O.D. Poly Tube Compression
4" - 8 UN	Quick Disconnect 4" - 8 UN 6" Flange or Side Mount	4" - 8 UN	Quick Disconnect 4" - 8 UN 6" Flange or Side Mount
216mm	with 4" - 8 UN QC Base is 284.5mm with 6" Flange QC Base is 287mm	216mm	with 4" - 8 UN QC Base is 284.5mm with 6" Flange QC Base is 287mm
13 Kg	14 Kg	13 Kg	14 Kg
230V AC 50 Hz 12V AC 500 mA	230V AC 50 Hz 12V AC 500 mA	230V AC or 6AA NMHB 50 Hz 12V AC 500 mA	230V AC 50 Hz 12V AC 500 mA

Valves shown with optional accessories.

2" & 3" WATER SPECIALIST VALVE SPECIFICATIONS

INTERNATIONAL



SPECIFICATIONS

WS2H

WS3

Service @ 1 bar/15 psi drop Backwash @ 1.7 bar/25 psi drop	473 lpm, 28.4 m ³ /h (includes meter) 473 lpm, 28.4 m ³ /h	946 lpm, 56.8 m ³ /h 833 lpm, 50.0 m ³ /h
Tank Applications: Softener Filter (1)	18" - 63" diameter 18" - 48" diameter	18" - 96" diameter 18" - 63" diameter
Inlet/Outlet Fitting Connections	2" Female BSPT or NPT/ 2.5" Groove Lock	3" Female BSPT or NPT
Valve Material Cycles Regeneration	Lead Free Brass Up to 9 Downflow	Lead Free Brass Up to 9 Downflow
Operating Pressures Operating Temperatures	1.4 - 8.6 bar 4° - 43° C	1.4 - 8.6 bar 4° - 43° C
Meter: Flow Rate Range Volume Range Totalizer	5.7 - 473 lpm 38 - 3796.2 liters x 1000 Yes	13 - 1,325 lpm 38 - 3796.2 liters x 1000 Yes
Distributor Pilot	63mm O.D. or 2.375" O.D. Pipe	90mm or 3.5" O.D. Pipe 3" NPS
Drain Line Connection	2" Female NPT or BSPT 2.5" Groove Lock	3" Female NPT or BSPT
Brine Line Connection	1" Male NPT elbow 3/4" x 1" Solvent elbow	1" Male NPT elbow 3/4" x 1" Solvent elbow
Mounting Base Options	Quick Disconnect 4" - 8 UN 6" Flange Side Mount	Quick Disconnect 6" Flange Side Mount
Height From Top of Tank	with 4" - 8 UN QC Base is 292mm with 6" Flange QC Base is 294.6mm	with 6" Flange QC Base is 318mm
Shipping Weight w/Meter	22.7 Kg	25.9 Kg
Electrical: Supply Voltage Supply Frequency Output Voltage Output Current	230V AC 50 Hz 24V AC 750 mA	230V AC 50 Hz 24V AC 750 mA

1. Filter tank size calculated @ 407 lpm per m² of bed area/10 gpm of backwash per square foot of bed area
2. Noryl is a trademark of Sabic Innovative Plastics IP B.V. Company

1" & 1.25" Control Valve Fittings and Accessories



1" & 1.25" Control Valve Fittings and Accessories



1" & 1.25" Control Valve Fittings and Accessories

**1" & 1.25"
Motorized Alternating Valve**



Order No. V3069FF-01 • F x F

**1" & 1.25"
No Hard Water Bypass Valve**



Order No. V3070FF • F x F

**1" & 1.25"
Motorized Alternating Valve**



Order No. V3069MM-01 • M x M

**1" & 1.25"
No Hard Water Bypass Valve**



Order No. V3070FM • F x M

1.5" and 2"

Control Valve Accessories

1.5"
Motorized Alternating Valve



Order No. V3071 • NPT
Order No. V3071BSPT • BSPT

1.5"
No Hard Water Bypass Valve



Order No. V3097 • NPT
Order No. V3097BSPT • BSPT

2.0"
Motorized Alternating Valve



Order No. V3076 • NPT
Order No. V3076BSPT • BSPT

2.0"
No Hard Water Bypass Valve



Order No. V3098 • NPT
Order No. V3098BSPT • BSPT

3" Control Valve Accessories

3"
Motorized Alternating Valve



Order No. V3083 • NPT
Order No. V3083BSPT • BSPT

3"
No Hard Water Bypass Valve



Order No. V3099 • NPT
Order No. V3099BSPT • BSPT

Other Accessories

Weather Covers



Order No. V3175WC-W • White
Order No. V3175WC-A • Almond

Wrench



Order No. V3193-02

